

Room Thermostats

For wall mounting, 5...30°C

Design Features

- Attractive white plastic housing for wall mounting
- Rear or top cable entry to screw terminals
- Mounting plate suitable for standard conduit boxes
- Environmentally friendly gas filled diaphragm
- Manual 3-speed fan switch
- Mode selector for On / Off
- 2-position control
- LEDs for operation status indication (XBT12.5.E)
- Fan operation for ventilation only function available
- Demand depended fan control or continuous running function selectable (XBT12.52/XBT12.51E)

Model XBT12.5



Application

Room temperature control for 2-pipe fan coil units in heating or cooling systems. Used in heating, ventilation and air conditioning plants to maintain the selected temperature.

Types and operating data

- XBT12.51** 2-position room thermostat, with On/Off, manual 3-speed fan switch, and additional dry-contact output.
- XBT12.51E** As XBT12.51, but with LEDs operating status indication.
- XBT12.52** 2-position room thermostat, with On/Off, manual 3-speed fan switch, and selectable fan operating mode.
- XBT12.52E** As XBT12.51, but with LEDs operating status indication.

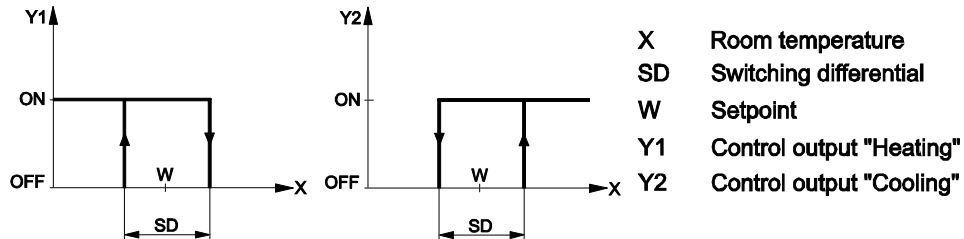
Approvals



Conformity to LVD

73/23/EEC

Technical data



Technical data

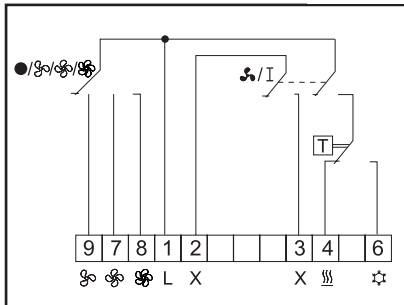
Operating voltage	
- XBT12.51/12.52	AC 24...250V
- XBT12.51E/12.52E*	AC 230V +10%/-15%
Frequency	50/60 Hz
Power consumption (per LED)	0.5VA
Switching capacity	
- On-contact output (XBT12.51)	3A / 250V AC
- Fan speed output	3A / 250V AC
- Control output	3A / 250V AC
Sensing element	Gas-filled diaphragm
Setpoint range	5...30°C
Switching differential (SD)	Approx. 1K
Protection degree	IP30
Connection terminal	Max. 2.0mm ² cable
Permissible ambient condition	
- Operation	-10°C...45°C
- Storage	-10°C...80°C
- Humidity	Up To 95%RH non-condensing
Weight	200g

*Optional AC24V available upon request (with suffix XBT12...E4)

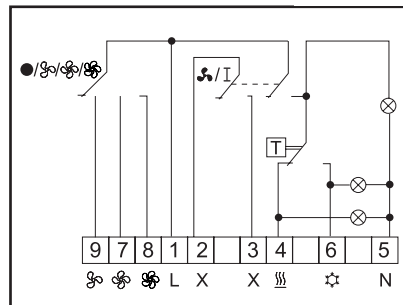
Due to ongoing research and product improvement, specifications are subject to change without notice.

Wiring diagram

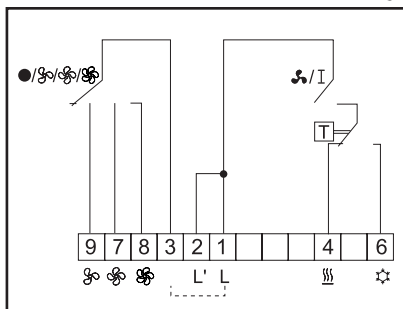
XBT12.51



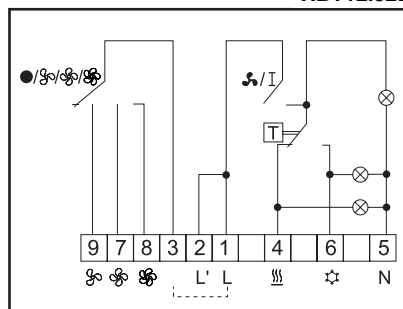
XBT12.51E



XBT12.52



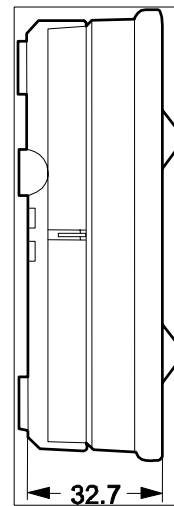

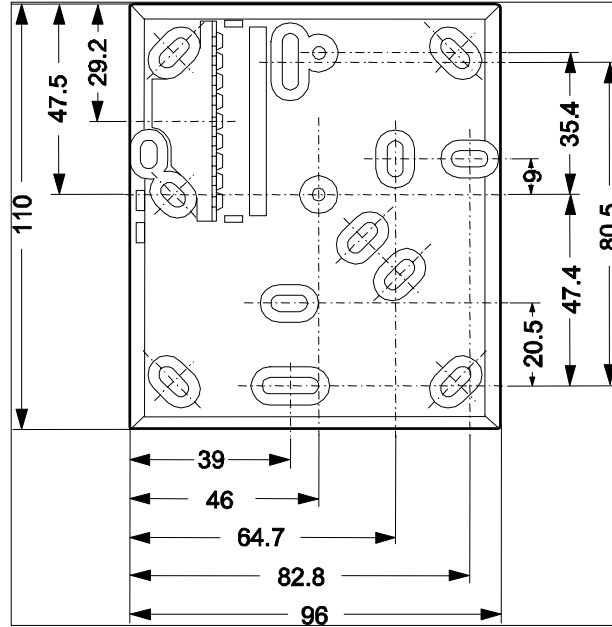
XBT12.52E



- L , N** Operating voltage
- X , X** Additional dry contact output
- L'** Additional line voltage output
- ⏟** Control output "Heating"
- ☆** Control output "Cooling"
- ⊗** Control output "Fan speed low"
- ⊗** Control output "Fan speed medium"
- ⊗** Control output "Fan speed high"

Dimensions

(Unit :mm)



Locally Distributed By

